`

2020 4 21 , 2019
2019
19,180,260.61 26,050,195.76
2019 10% 2,605,019.58
130,511,689.77 0 2019
153,956,865.95
2019 2019

1 2 EPC
58,770.66 2020 2,500

.....4

.....4

.....7

.....10

.....28

.....41

.....45

.....46

.....52

.....54

.....55

.....198

GMP		

QJ BIO CHEMICAL CO.,LTD

	178
	314400
	http://www.600796.com
	qjbioch@600796.com

	www.sse.com.cn

A			600796	

( )

	2019	2018	(%)	2017
	0.06	-0.15	140.00	0.14
	0.06	-0.15	140.00	0.14
	-0.23	-0.22	-4.55	0.12
%	3.26	-7.39	10.65	6.63

√ □

: :

	2019		2018	2017
	39,000,440.36		10,848,632.93	-4,580,912.80
	51,894,249.34		10,402,644.38	10,344,362.22

/ 109,675.62

4 - -

2.7%

4 5

“ ”

2019

1

“ ”

“ ”

“ **+** ”

2

ISO

GMP

3

--

4

__“ - ”

3 2

“ 2011 ”

5 **“ ”**

38,028.77 44,273.31 14.10%

2019 103.06% 1,918.03

-4,464.53 142.96% 0.0Qq0.000008871 0 595.32 841.92 re₩nBT/F4 10.56 T**f** 0R

			%	%	%	%
	203,220,058.02	187,569,423.43	7.70	-21.73	-13.84	8.45

			(%)		(%)	(%)	
		96,687,914.06					



4.

(1).

√ □

	13,083,729.46
	119,469.03
	13,203,198.49
%	3.47
	83
%	13.93
%	0.91

(2).

√ □

		15-20%	30%	
A_7 GA_7	A4+7 A7			GA7

	—			
(VB_2)				

5.

√

				%
	460,413,287.45	671,869,758.86	-211,456,471.41	-31.47
	428,478,276.58	616,313,183.74	-187,834,907.16	-30.48
	500,000.00			

	-42,333,617.86	23,933,474.10	-66,267,091.96	-276.88

30%

1	21,146	31.47%
2	18,783	30.48%
3	8,651	99.43%
4	2,926	52.70%
5	11,200	58.95%
6	12,631	49.88%
7	6,627	276.88%

√ □

2019

5,189.42

1.

		%		%	%	
	19,421,038.30	2.22	0.00	0.00	100.00	
	3,482,783.95	0.40	1,471,733.00	0.16	136.65	2020
	1,968,743.17	0.23	5,431,422.16	0.57	-63.75	
	175,285,910.17	20.04	129,782,015.36	13.71	35.06	

	0	0.00	35,502,799.59	3.75	-100.00	30%
	3,696,486.84	0.42	2,582,112.96	0.27	43.16	
	45,051,880.98	5.15	85,000,000.00	8.98	-47.00	
	19,400,000.00	2.22	9,000,000.00	0.95	115.56	
	3,476,806.99	0.40	58,797,679.65	6.21		

1

(1).

1

1 2019 1 1

2 2019 3 21 2019

3 2019 4 1

4 2019 6 21

5 2019 10 30 2019

(2).

“ ” “
”

2

(1).

“ ”

(2).

(3).

1

2%

· 1% · 80% 20% · 12.5% 30%
70% 4% ·4%6-BA 3.75% ·6.25% 0.18%
· 24- 1%GA4+7 SL 40% GA3 · 0.01%
24- 1% GA4 · 0.01% 24- 25% +20%

18% ·
10% 250g/L 40% 10% GA4+7
8%6-BA 10% 10% 10% · 30%
30% . 10% A4A7

2

1

5%
20%
3%

2 VB2
80% VB2 2018
10%

(4).

“ ” “
”

		(%)	%	%	%	
203,220,058.02	187,569,423.43	7.70	-21.73	-13.84	8.45	
13,450,703.38	16,498,667.24	-22.66	-5.32	-12.85	10.60	

		%
	277,847,259.60	-10.48
	92,190,743.43	-25.33

(4).

				%
( )	4,047.54			100.00
	1,654.43			100.00
	843,824.85			100.00

5

(1).

(2).

		10	70.00	480.27	370.00	344.38	24.10	-41.85	-46.75
		1,250	40.00	500	381.72	379.76	0	-38.98	-38.98
		1,170	52.38	1,324.41	8,189.15	7,583.16	6,785.95	2,112.64	530.50

□ √

( )

√ □

1000 2030 10

2%-3%

60% 44% 16% 40%

/ / /

( )

√ □

1

2

3

( )

√ □

2020 “ ”

“ ”

“ ”

1

2

“ ”

3

1

1-2 GA7

2

( )

□ √

2

	1 2 EPC 58,770.66 2020 2,500

□ □ √

“ ”

□ √

√ □

1

1. 2019 (2019 6) 2019 (2019 16)

2019 2018

( )

		6		.16
———	( )	5,448,211.89		5,448,211.89
———		5,700,000.00		5,700,000.00
———		25,000,000.00		25,000,000.00
		85,000,000.00		85,114,906.46
		9,000,000.00		9,000,000.00
		52,654,228.69		52,654,228.69
		58,797,679.65		58,682,773.19
		116,167.47		116,167.47

(3) 2019 1 1

	(2018 12 31)			2019 1 1
A.				
a.				
CAS22 CAS22	151,373,862.18			151,373,862.18
CAS22	35,685,180.78			

(CAS22)		-35,685,180.78		
CAS22				
CAS22 CAS22	58,115,214.84			58,115,214.84
CAS22 CAS22	5,431,422.16			5,431,422.16
——				
CAS22 CAS22	5,448,211.89			5,448,211.89
	256,053,891.85	-35,685,180.78		220,368,711.07

b.

——				
CAS22				

5,700,000.00

(CAS22)

(CAS22)		25,000,000 .00		
CAS22				25,000,000.0 0
		60,685,180 .78		60,685,180.7 8

B.

(4) 2019 1 1

	/ 2018 12 31			(2019 1 1)
	11,989,681.26			11,989,681.26
	529,325.64			529,325.64
	12,519,006.90			12,519,006.90

2

□ √

	79
	24

		37

2019

( )

□ √

( )

□ √

□ √

□ √

□ √

√ □

( )

( )

□ √

□ √

□ √

□ √

1

	2019 8 28 www.sse.com.cn 2019-020 2019

1

√ □

			2019	%	2019 1-12	2019 2019
			8,000,000.00	100.00	2,176,199.07	
			8,000,000.00		2,176,199.07	

2

□ √

( )

1 1

□ √

2 2

□ Æ Ŏ ℓ Æ Œ ℓ

3 3

8Ñ

4

8Ñ

3

□ √

□ √

( )

1

2

□ √

3

( )

□ √

( )

1.

(1)

		0	5,700,000.00	0

(2)

									( )					( )
		5,700,000.00	2016											0

			8 17									

		，	，
		COD ≤ 500 mg/L NH3-N ≤ 35mg/L ss ≤ 120mg/L ≤ 8mg/L	SO2 ≤ 200mg/Nm3 ≤ 30mg/Nm3 NOX 200 mg/Nm3

(4)

2019 2019 12

ISO14001

6

(5)

√ □

(6)

2.

3.

4.

( )

□ √

□ √

1

2

□ √

3

□ √

4

□ √

□ √

( )

□ √

□ √

( )

□ √

( )

( )	27,629
( )	28,490

:

t ×

	3,686,182		3,686,182
	2,205,500		2,205,500
	2,193,300		2,193,300
	2,132,160		2,132,160
	1,566,841		1,566,841
	1,505,600		1,505,600
-	1,422,300		1,422,300
	1,415,000		1,415,000
	1,300,260		1,300,260

□ √

□ √

1

	1996 12 16
	51.49%

2

3

4

□ √

5

√ □



1

( )

□ √

□

	2013 6 20 2013 11 21 2013 “ ”
	436.70

	588
	8
	596
	352
	385
	30
	141
	12
	28
	596
	57
	150
	355
	34
	596

√ □

√ □

2019 125 350

□ √

√ □

1

2

3

2018

4

5

□ √

θÃ

2019	2019 1 15	www.sse.com.cn	2019 1 16

2018

		6	5	3	1	0		2
		6	5	4	1	0		2
		6	6	0	0	0		2

□ √

	6
	2
	0
	4

□ √

□ √

□ √

□ √

□ √

√ □

√ □

2019

□ √

√ □

□ √

□ √

√ □

2020 2758

( ) 2019

12 31 2019

2019 12 31 2019

“

”

( )

( )6 8 ( )8 9 ( )

(2)

(3)

(4) ( )

(5)

(6)

( )

( )

( )

( )

( )

( )

( )

( )

( )

( )

.

2019 12 31

:

: :

		2019 12 31	2018 12 31
		118,549,269.26	151,373,862.18
		5,700,000.00	

		1,462,130.64	948,702.25
		3,696,486.84	2,582,112.96
		489,347,657.34	517,996,873.13
		874,700,122.79	946,507,312.93
		45,051,880.98	85,000,000.00

		301,402,144.00	301,402,144.00
		37,580,839.09	37,580,839.09
		-401,882.57	-362,833.32
		85,715,065.24	83,110,045.66
		172,794,936.44	156,219,695.41
		597,091,102.20	577,949,890.84
		37,059,082.30	35,253,880.31
		634,150,184.50	613,203,771.15
		874,700,122.79	946,507,312.93

2019 12 31

:

:

		174,766,952.40	93,862,262.26
		30,000,000.00	
		26,144,136.43	
		225,724,323.12	345,296,386.82
		6,150,096.59	1,243,118.33
		10,979,617.64	15,380,364.36
		1,261,797.30	924,391.95
		3,638,753.21	2,431,967.71
		478,665,676.69	484,138,491.43
		797,981,389.96	869,128,099.54
		45,051,880.98	85,000,000.00
		19,400,000.00	9,000,000.00
		43,324,128.03	44,589,991.23
		3,199,144.66	2,386,289.51
		3,560,985.58	3,932,757.02
		2,258,713.75	1,696,317.97
		2,709,921.52	58,128,817.85
		119,504,774.52	204,734,173.58
		116,167.47	116,167.47
		17,645,745.20	20,695,171.17
		82,793,619.04	91,711,699.35

		100,555,531.71	112,523,037.99
		220,060,306.23	317,257,211.57
		301,402,144.00	301,402,144.00
		36,847,008.54	36,847,008.54
		85,715,065.24	83,110,045.66
		153,956,865.95	130,511,689.77
		577,921,083.73	551,870,887.97
		797,981,389.96	869,128,099.54

2019 1—12

: :

		2019	**2018**
		380,287,652.91	442,733,052.10

		51,894,262.82	10,419,909.22
“ ”		38,927,479.33	-19,353,595.28
		-204,301.08	-30,581,593.12
“ ”			
“ - ”			
“ ”			
“ - ”		-22,718,945.53	
“ - ”		-20,287,048.07	-19,275,587.19
“ ”			405,696.36
“ ”		32,230,108.21	-33,472,948.21
		12,190.04	39,580.99
		1,481,670.78	1,469,240.43
“ ”		30,760,627.47	-34,902,607.65
		4,186,989.48	4,185,821.63
“ ”		26,573,637.99	-39,088,429.28
1. “ ”		26,573,637.99	-39,088,429.28
2. “ ”			
1. “ - ”		19,180,260.61	-44,645,302.64

2. ₭

2		-39,049.25	7,796.44
1			
2			
3			
4			
5			
6			
7			
8		-39,049.25	7,796.44
9			
		-16,735.39	3,341.32
		26,517,853.35	-39,077,291.52
		19,141,211.36	-44,637,506.20
		7,376,641.99	5,560,214.68

“ - ”			
“ ”			
“ - ”		-22,767,859.84	
“ - ” “ ”		-12,230,338.67	-19,189,390.08

9.			
		26,050,195.76	-47,069,266.74
(/)			
(/)			

2019 1—12

		2019	2018
		308,398,753.81	478,604,867.25
		7,668,228.76	10,241,830.73
		144,346,304.88	183,023,060.88
		460,413,287.45	671,869,758.86
		222,424,432.90	356,428,612.82
		71,782,033.09	71,062,314.00

		7,497,099.25	8,879,034.34
		126,774,711.34	179,943,222.58
		428,478,276.58	616,313,183.74
		31,935,010.87	55,556,575.12
		500,000.00	80,910,906.95
			5,000,000.00
			1,103,880.22
		500,000.00	87,014,787.17

		105,226,026.10	147,559,643.96

2019 1—12

: :

		2019	2018
		232,111,632.22	400,400,293.36
		7,668,228.76	10,241,830.73
		143,776,087.13	177,248,993.16
		383,555,948.11	587,891,117.25
		184,822,339.87	315,066,535.74
		62,219,206.06	63,435,347.45
		1,258,774.69	2,652,057.42
		124,420,863.04	177,670,917.02
		372,721,183.66	558,824,857.63
		10,834,764.45	29,066,259.62
		500,000.00	80,910,906.95
		6,128,560.00	7,757,852.00
			1,103,880.22
		6,628,560.00	89,772,639.17
		16,171,103.58	27,114,557.57
		5,000,000.00	15,000,000.00
		21,171,103.58	42,114,557.57
		-14,542,543.58	47,658,081.60

			78,000,000.00	188,000,000.00
				2,000,000.00
			78,000,000.00	190,000,000.00
			118,000,000.00	234,000,000.00



“ ”							-39,049.25		2,605,019.58		16,575,241.03		19,141,211.36	1,805,201.99	20,946,413.35
							-39,049.25				19,180,260.61		19,141,211.36	7,376,641.99	26,517,853.35



1															
2															
3															
4															
5															



1															
2															
3															
4															
											-9,042,064.32		-9,042,064.32	-2,507,148.00	-11,549,212.32
1															
2															

3											-9,042,064.32			-2,507,148.00	-11,549,212.32
4															
1															
2															
3															

2019 1—12

: :

	2019										
	( )										
	301,402,144.00				36,847,008.54				83,110,045.66	130,511,689.77	551,870,887.97

1											
2											
3											

1.

√ □

( ) ´

1993

1.

2.

1 1 12 31

3.

√ □

12

12

4.

5.

√ □ q2„Aoc(2)F.q2„o35*0*DAgdé

1.

q2„AoCiŽ0nq2„otBCiŽq2„oCŽ0£`

7.

1.

2.

(1)

(2)

(3)

(4)

(5)

8.

9.

√ □

1.

2.

“

”

10.

√ □

1.

(1) (2)

(3)

(1)

(2) (3)

(1) (2) (1) (4)

2.

(1)

2)

23 ——

3) 1) 2) 1)

4)

(4)

1)

(1)

(2)

4.

(1)

(2)

(3)

5.

(1)

v

	(%)
1	6
1-2	15
2-3	30
3	100

13.

ŭ Ń ŧ Ŏ ɣ Ō .

2.

(1)

XOPBALGI@NAVCTÊFÀ• α •ž°.Cã ¶ 1 9 u ^2« ĺ.´ B 6 ‘ & Ä

17.

(1).

□ √

18.

(1).

19.

(1).

20.

√ □

1.

2.

(1)

“

” “ ”

“ ”

(2)

1)

2) “ ” “ ”

“ ”

1.

2.

(1) 1) 2)

3) Ḍ ɯ ɾ

	14
	10
	5

(2).

(1)

(2) (3)

(4)

(5)

29.

√ □

,

(2).

√ □

(1)

(2)

1)

2)

3)

(3).

√ □

(1) (2)

(4).

√ □

32.

□ √

33.

□ √

34.

□ √

35.

□ √

36.

√ □

1.

(1)

1)

2)

3) 4) 5)

(2)

(3)

(

)

(4)

2.

4.

38.

√ □

1.

2.

3.

4.

(1) (2)

39.

(1).

√ □

(2).

□ √

(3).

□ √

40.

□ √

41.

(1).

√ □

		( )
1 2019 (2019 6) 2019 (2019 16) 2019		2018
2 2019 1 1 22 —— 23 —— 24 —— 37 ——		2019 1 1

( ) “ ” “ ”		

1. 2019 (2019 6) 2019 (2019 16) 2019 2018

			35,685,180.78
	93,800,395.62		58,115,214.84
			9,000,000.00
	61,654,228.69		52,654,228.69

2 1 2019 1 1

	2018 12 31		2019 1 1
		5,700,000.00	5,700,000.00
	35,685,180.78	-35,685,180.78	
		35,685,180.78	35,685,180.78
	11,148,211.89	-5,700,000.00	5,448,211.89

25,000,000.00

		5,700,000.00	5,700,000.00
	35,685,180.78		-35,685,180.78
	58,115,214.84	58,115,214.84	
		35,685,180.78	35,685,180.78
	1,471,733.00	1,471,733.00	
	5,431,422.16	5,431,422.16	
	129,782,015.36	129,782,015.36	
	35,502,799.59	35,502,799.59	
	11,148,211.89	5,448,211.89	-5,700,000.00

	948,702.25	948,702.25	
	2,582,112.96	2,582,112.96	
	517,996,873.13	517,996,873.13	
	946,507,312.93	946,507,312.93	
	85,000,000.00	85,114,906.46	114,906.46

	5,396,877.16	5,396,877.16	

	9,000,000.00	9,000,000.00

		69		8.69
		58,797,679.65		58,682,773.19
		116,167.47		116,167.47

(3) 2019 1 1

	(2018 12 31)			2019 1 1

A.

				0
	25,000,000.00	35,685,180.78		60,685,180.78

B.

CAS22 CAS22	85,000,000.00			
(CAS22)		114,906.46		
CAS22				85,114,906.46
CAS22 CAS22	9,000,000.00			9,000,000.00
CAS22 CAS22	52,654,228.69			52,654,228.69
CAS22 CAS22	58,797,679.65			
(CAS22)		-114,906.46		
CAS22				58,682,773.19
CAS22 CAS22	116,167.47			116,167.47
	205,568,075.81			205,568,075.81

(4) 2019 1 1

Â Â 1 ‡ Ɓ ez A

	11,989,681.26			11,989,681.26
	529,325.64			529,325.64
	12,519,006.90			12,519,006.90

42.

√ □

1.

2.

3.

1.

		[1]
		7%

2019 4 1 10% 9%

16% 13% 5%

/

1

√ □

	114,216.69	83,764.12

(4).

		(%)		(%)			(%)		(%)		
	16,032.00	0.03	16,032.00	100.							

3	8,017,698.42	8,017,698.42	100
	61,672,314.45	11,521,184.39	

(2)

1	51,247,186.07
1-2	1,957,161.15
2-3	466,300.81
3	8,017,698.42
	61,688,346.45

□ √

(3).

	16,032.00					16,032.00
	11,973,649.26	-449,998.06			-2,466.81	11,521,184.39
	11,989,681.26	-449,998.06			-2,466.81	11,537,216.39

[ ]:

(4).

(5).

√ □

		(%)	
	4,176,487.79	6.77	250,589.27

	2,363,964.92	3.83	141,837.90
	2,193,044.43	3.56	131,582.67
	2,060,000.00	3.34	123,600.00
CONG TY TNHH HOA SINH A CHAU	1,934,290.97	3.14	116,057.46
	12,727,788.11	20.64	763,667.30

(6).

□ √

(7).

□ √

□ √

6

√ □

	19,421,038.30	35,685,180.78
	19,421,038.30	35,685,180.78

[ ] 2018 12 31 ( )2

□ √

√

2)

			(%)
	19,421,038.30		
	19,421,038.30		

(2)

	45,239,269.85
	45,239,269.85

□ √

7

(1).

√ □

		(%)	١	ζ (%)
1	3,431,584.70	98.53	1,462,445.32	99.37
1 2	41,911.57	1.20		
2 3				
3	9,287.68	0.27	9,287.68	0.63
	3,482,783.95	100.00	1,471,733.00	

		5,200,000.00
	1,968,743.17	231,422.16
	1,968,743.17	5,431,422.16

□ √

(1).

□ √

(2).

□ √

(3).

□ √

□ √

(4).

√ □

( )		
( )		5,200,000.00
		5,200,000.00

(5). 1

√ □

( )				
( )	5,200,000.00	1 2		
	5,200,000.00	/	/	/

[ ]

(6).

√ □

	12			

		( )	( )	
2019 1 1				
2019 1 1				
--				
--				
--				

--

	609,192.00	148,000.00
	20,112.63	20,112.63
	40,218.25	46,632.00
	20,466,946.19	760,747.80

(9).

√ □

	12	( )	( )	
2019 1 1	11,821.89	3,000.00	514,503.75	529,325.64
2019 1 1				
--	-11,476.02	11,476.02		
--		-3,000.00	3,000.00	
--				
--				
	17,959,468.77	-2,625.18	12,100.00	17,968,943.59
	-14.01	-52.20		-66.21
2019 12 31	17,959,800.63	8,798.64	529,603.75	18,498,203.02

[ ]

□ √

□ √

(10).

√ □

		17,858,645.00				17,858,645.00
	529,325.64	110,232.38				639,558.02
	529,325.64	17,968,877.38				18,498,203.02

2)

			(%)	
( )	18,158,645.00	17,858,645.00	98.35	300,000.00 [ ]
	20,112.63			
	18178757.63	17858645.00	98.24	

[ ]

3)

(14).

□ √

(15).

□ √

□ √

9

(1).

√ □

	19,783,648.83		19,783,648.83	17,865,428.60		17,865,428.60
	26,986,072.37	906,357.69	26,079,714.68	21,674,234.58	710,721.78	20,963,512.80
	137,231,933.82	11,403,584.00	125,828,349.82	90,209,000.26	3,047,978.43	87,161,021.83

	1,244,287.54		1,244,287.54	1,244,287.54		1,244,287.54
	2,036,603.67		2,036,603.67	2,358,993.62		2,358,993.62
	313,305.63		313,305.63	188,770.97		188,770.97
	187,595,851.86	12,309,941.69	175,285,910.17	133,540,715.57	3,758,700.21	129,782,015.36

(2).

√ □

	710,721.78	906,357.69		710,721.78		906,357.69
	3,047,978.43	10,644,357.74		2,288,752.17		11,403,584.00
	3,758,700.21	11,550,715.43		2,999,473.95		12,309,941.69

12

√ □

Ö

(2).

	301.08	23.24	,541.86	,531.99

1.	4,941,169.67	1,374,271.62		6,315,441.29
2.	1,683,676.10	345,168.94		2,028,845.04
1	1,683,676.10	345,168.94		2,028,845.04
3.	229,320.03	69,390.52		298,710.55
1				
2				

1.	213,098,797.03		2,786,425.21	291,453,512.62	179,900,065.80	687,238,800.66
2.	1,420,259.11		55,474.13	5,819,417.32	8,311,552.51	15,606,703.07
1	355,964.98		55,474.13	5,565,479.94	1,905,103.31	7,882,022.36
2	486,855.70			254,550.08	6,406,449.20	7,147,854.98
3						
)	577,438.43					577,438.43
)				-612.70		-612.70
3.			98,247.24	276,524.31	1,615,766.48	1,990,538.03
1			98,247.24	276,524.31	1,615,766.48	1,990,538.03
4.						

1.	60,692,716.41		1,980,797.65	112,493,342.41	104,304,891.42	279,471,747.89
2.	7,587,714.93		164,243.67	21,621,576.96	12,056,968.58	41,430,504.14
1	7,358,394.90		164,243.67	21,622,189.11	12,056,968.58	41,201,796.26
)	229,320.03					229,320.03
)				-612.15		-612.15
3.			93,334.88	228,616.61	1,515,184.27	1,837,135.76
1			93,334.88	228,616.61	1,515,184.27	1,837,135.76
4.	68,280,431.34		2,051,706.44	133,886,302.76	114,846,675.73	319,065,116.27
1.			1,748.24	3,636,933.51	7,594,833.92	11,233,515.67
2.						

1						
3.				1,202.08	20,860.14	22,062.22
1				1,202.08	20,860.14	22,062.22
4.			1,748.24	3,635,731.43	7,573,973.78	11,211,453.45
1.	146,238,624.80		690,197.42	159,474,371.44	64,175,202.32	370,578,395.98
2.	152,406,080.62		803,879.32	175,323,236.70	68,000,340.46	396,533,537.10

(2).

√ □

	7,034,506.41	3,411,796.67	3,622,709.74		
	23,736,481.67	16,162,507.89	7,573,973.78		
	30,770,988.08	19,574,304.56	11,196,683.52		

(3).

□ √

(4).

□ √

(5).

√ □

	61,885,612.99	
	61,885,612.99	

□ √

□ √

21

√ □

	14,297,910.72	19,482,063.58
	146,887.36	80,404.54
	14,444,798.08	19,562,468.12

□ √

(1).

√ □

(2).

√ □

			642,715.14	642,715.14								
		54,310.34	1,036,226.58	870,278.49		220,258.43						

24

□ √

25

(1).

√ □

3)			-31,235.51			-31,235.51
3.						
(1)						
4.	7,727,798.34		2,143,158.58	202,156.32	79,968.01	10,153,081.25
1.						
2.						
1						
3.						
(1)						
4.						
1.	22,696,302.07		775,695.99	505,390.83	159,500.02	24,136,888.91
2.	23,244,520.62		1,103,920.04	555,929.91	75,497.04	24,979,867.61

0

(2).

□ √

□ √

26

□ √

27

(1).

√ □

		447,080.87				

□ √

28

√ □

	924,391.95	1,503,388.05	965,649.36		1,462,130.64
	24,310.30		24,310.30		
	948,702.25	1,503,388.05	989,959.66		1,462,130.64

29 /

(1).

√ □□□

	97,208,435.38	26,633,501.64
	50,329,220.50	17,038,545.06
	147,537,655.88	43,672,046.70

(5).

□ √

□ √

30

□ √

31

(1).

√ □

	45,051,880.98	85,114,906.46
	45,051,880.98	85,114,906.46

[ ] (2018 12 31) ( )2

(2).

□ √

□ √

□ √

34

(1).

√ □

	19,400,000.00	9,000,000.00
	19,400,000.00	9,000,000.00

0

35

(1).

√ □

	49,018,109.89	41,898,320.15
	6,245,900.26	10,755,908.54
	55,264,010.15	52,654,228.69

(2). 1

□ √

□ √

36

(1).

√ □

	3,203,222.39	2,387,554.86
	2,380,698.17	2,537,653.24
	5,583,920.56	4,925,208.10

(2). 1

□ √

(3).

□ √

□ √

37

(1).

√ □

	4,677,691.19	62,583,036.58	63,426,188.94	3,834,538.83
-	728,040.05	4,767,587.10	4,732,178.99	763,448.16
		30,716.00	30,716.00	
	5,405,731.24	67,381,339.68	68,189,083.93	4,597,986.99

(2).

√ □

:

	3,751,275.00	51,938,546.22	53,185,643.17	2,504,178.05
		4,647,522.65	4,647,522.65	
	359,929.59	2,407,345.81	2,449,209.42	318,065.98
	308,352.20	2,032,234.20	2,063,600.60	276,985.80
	25,364.67	117,115.77	129,528.98	12,951.46
	26,212.72	257,995.84	256,079.84	28,128.72
	486,067.00	2,820,286.00	2,851,292.00	455,061.00
	80,419.60	769,335.90		

	84,387.79	3,892.17
	2,040,950.97	1,443,340.19
	112,939.48	656,462.67
	20,370.74	2,213.90
	783,710.38	783,710.38
	1,662,102.20	808,306.84
	446,907.12	300,190.56
	82,895.51	47,268.55
	30,099.10	21,806.90
	8,730.31	948.82
	5,820.21	632.54
	135.00	135.00
	5,279,048.81	4,068,908.52

39

√ □

	3,476,806.99	58,682,773.19
	3,476,806.99	58,682,773.19

□ √

(1).

□ √

(2).

□ √

(1).

√ □

		55,975,935.00
	1,316,806.42	1,492,437.98
	99,270.00	72,270.00
	1,607,000.00	640,890.00
	453,730.57	501,240.21

(4).

□ √

□ √

□ √

√ □

							/
	90,801,874.93			8,632,481.36		82,169,393.57	

		120,000.00				120,000.00	
		450,000.00		250,000.00		200,000.00	
	92,011,399.35	570,000.00		9,008,978.38		83,572,420.97	

√ □

[

(2).

□ √

□ √

:

□ √

53

√ □

	28,829,858.20			28,829,858.20
	8,750,980.89			8,750,980.89
	37,580,839.09			37,580,839.09

54

□ √

55

√ □



	-362,833.32	-55,784.64				-39,049.25	-16,735.39	-401,882.57

	-362,833.32	-55,784.64				-39,049.25	-16,735.39	

10% 2,605,019.58

58

√ □

	156,219,695.41	209,907,062.37

+

	20,627.75	30,114.73
	1,620.00	1,944.00
	3,419,506.79	3,393,512.00

61

√ □

	5,596,784.47	6,389,160.56
	558,888.23	605,424.88
	153,447.56	106,825.41
	6,309,120.26	7,101,410.85

62

√ □

	18,763,086.12	20,476,619.84
	3,759,302.87	3,626,395.36
	5,268,848.32	4,822,861.58
	3,106,567.12	4,629,964.34
	1,309,164.09	1,709,784.32
	2,109,478.56	6,968,583.69
	773,186.97	908,940.57
	661,766.81	662,591.57
	806,705.32	912,066.89
	36,558,106.18	44,717,808.16

63

√ □

	4,170,543.13	5,879,883.04
	5,540,152.80	5,914,703.40
	1,971,357.88	2,630,692.65
	1,278,187.91	1,275,223.58
	123,487.74	212,315.78
	13,083,729.46	15,912,818.45

64

√ □

	3,296,098.71	5,334,167.95
	-1,201,163.02	-1,523,480.02
	-208,915.17	-818,667.94
	104,722.53	118,185.42
	1,990,743.05	3,110,205.41

65

√ □

	8,758,978.38	8,828,898.83
	43,135,270.96	1,573,745.55
	13.48	17,264.84
	51,894,262.82	10,419,909.22

[ ] ( )3

66

√ □

	-204,301.08	-30,581,593.12
	39,131,780.41	11,138,169.38

		89,828.46
	38,927,479.33	-19,353,595.28

67

□ √

68

□ √

69

√ □

	-22,718,945.53	
	-22,718,945.53	

70

√ □

		404,551.60
	-11,550,715.43	-3,193,548.08
		-5,277,908.75
		-11,208,681.96
	-8,056,709.40	
	-19,607,424.83	

		405,696.36
		405,696.36

72

√ □

	50,708.58	8,891.10	50,708.58
	1,481,670.78	1,469,240.43	1,481,670.78

74

(1).

√ □

	5,328,460.78	4,054,271.65
	-1,141,471.30	131,549.98
	4,186,989.48	4,185,821.63

(2).

√ □

	30,760,627.47
/	4,614,094.12
	2,992,814.56
	-2,291,257.66
	81,285.43
	-1,464.29
	15,618,078.12
	-1,151,980.74
	-15,674,580.06
	4,186,989.48

□ √

75

√ □

76

(1).

√ □

		2,000,000.00
		2,000,000.00

77

(1).

√ □

1		
	26,573,637.99	-39,088,429.28
	43,005,993.60	19,275,587.19
	42,885,472.36	43,309,442.47
	1,406,617.92	1,379,078.22
	989,959.66	1,437,187.32
		-405,696.36

131,340.05

(2).

□ √

(3).

□ √

(4).

√ □

	105,226,026.10	147,559,643.96
	114,216.69	83,764.12
	104,849,491.96	146,500,272.29
	262,317.45	975,607.55

	8,632,481.36		8,632,481.36
	33,015.88		33,015.88
	11,322.78		11,322.78

	402,565.22		38,508.36		364,056.86		2014 2014 262
	263,250.00		29,250.00		234,000.00		2018 213
	76,050.00		14,400.00		61,650.00		
	92,011,399.35		8,758,978.38		83,252,420.97		

2)

		120,000.00		120,000.00		2019 2018 176
		450,000.00	250,000.00	200,000.00		2019 2018 176
		570,000.00	250,000.00	320,000.00		

(3) 51,894,249.34

(2).

□ √

83

4

□ √

□ √

ţ

1

67,859,5

(4).

√ □

	/	/
	3,412,500.00	4,140,500.00
--	-48,376.76	-570,758.40
--		

4

□

1)

90

2)

2.

( )

3. 3 6

4.

(1)

(2)

/

2019 12 31

20.64 %(2018 12 31 25.83%)

( )

			1	1-3	3
	45,051,880.98	46,105,122.45	46,105,122.45		
	19,400,000.00	19,400,000.00	19,400,000.00		
	55,264,010.15	55,264,010.15	55,264,010.15		
	3,476,806.99	3,476,806.99	3,476,806.99		
	116,167.47				116,167.47
	123,308,865.59	124,362,107.06	124,362,107.06		116,167.47

( )

			1	1-3	3
	85,114,906.46	87,397,242.70	87,397,242.70		
	9,000,000.00	9,000,000.00	9,000,000.00		
	52,654,228.69	52,654,228.69	52,654,228.69		
	58,682,773.19	58,682,773.19	58,682,773.19		
	116,167.47	116,167.47			116,167.47
	205,568,075.81	124,362,107.06	124,245,939.59		116,167.47

( )

1.

2.

( )2

1

□ √

2

□ √

3

□ √

4

□ √

5

□ √

6

□ √

7

□ √

8

□ √

9

□ √

1

√ □

				(%)	(%)
			20	33.30	33.30

(2). / /

/

□ √

/

□ √

/

□ √

/

□ √

(3).

□ √

□ √

□ √

(4).

□ √

□ √

□ √

(5).

□ √

(6).

□ √

(7).

√ □

	4,367,000.00	4,372,000.00

(8).

□ √

6

(1).

□ √

(2).

√ □

: :

		13,214.00	13,214.00
		105,371.88	110,396.67
		116,167.47	116,167.47

7

□ √

8

□ √

1

□ √

2

□ √

3

□ √

4

□ √

5

□ √

1

√

2

(1).

√

(2).

□ √

3

□ √

□ √

√ □

	0
	0

2020 4 21 2019
2019 10% 2,605,019.58

□ √

√ □

( )

2020 3 30
8,000,000.00

( )

2020 2020
696,000,000.00
2020 3
587,706,600.00 1 2 EPC
EPC 12 (EPC)

( )

( ) 2020 1

1

(1).

□ √

(2).

□ √

2

□ √

3

(1).

□ √

(2).

□ √

	603,206,379.15	214,551,116.00	56,805,647.17	136,980.47		874,700,122.79
	161,606,594.38	75,576,459.15	3,356,748.28	10,136.48		240,549,938.29

(3).

□ √

(4).

□ √

7

√ □

1.

2017

( ) 30%

2017 12 15 201[679C0A28(2TQq0.000008871 0 59

20,000,000.00

2018 2018

30%

74,634,580.00

2019

“ 75% ”

2019

12 2019

23,058,645.00

16,073,135.41 ( )

23,058,645.00

2.

2018 8 15

2018 9 21

( )

1

2018

2018

2019 3 7

3.

2018

( )

2018

1 11 100,600,000.00

10,000,000.00 9.94%

2018 1 16 5,000,000.00 2019 3 22

5,000,000.00 2019 12 31 10,000,000.00

8

□ √

1

□ √

√ □

			%
	50,839,016.96	10,810,177.85	21.26
	50,839,016.96	10,810,177.85	21.26

√ □

3)

			(%)
1	41,051,914.04	2,463,114.84	6.00
1-2	1,323,354.99	198,503.25	15.00
2-3	450,268.81	135,080.64	30.00
3	8,013,479.12	8,013,479.12	100.00
	50,839,016.96	10,810,177.85	21.26

□ √

(3).

√ □

(4).

□ √

□ √

(5).

√ □

		(%)	
	8,947,209.56	17.60	536,832.57
	2,363,964.92	4.65	141,837.90
	2,060,000.00	4.05	123,600.00
CONG TY TNHH HOA SINH A CHAU	1,934,290.97	3.80	116,057.46
	1,595,125.00	3.14	1,595,125.00
	16,900,590.45	33.24	2,513,452.93

(6).

□ √

(7).

□ √

□ √

2

√ □

		5,200,000.00
	7,211,722.83	196,877.16
	7,211,722.83	5396877.16

√ □

[ ]

--				
--				
		5,200,000.00		5,200,000.00
2019 12 31		5,200,000.00		5,200,000.00

□ √

√ □

,

(1).

√ □

1	
1	

(3).

√ □

… } Ö

	12	( )	( )	
2019 1 1	9,616.89	3,000.00	197,564.75	210,181.64
2019 1 1				

-- -

4,140
,500.
00

	45,056,039.33	-16,595,743.28

6

□ √

1

√ □

	39,000,440.36	

	-1,338,140.69	
	13.48	
	-15,413.42	
	-79,627.38	
	89,461,521.69	

		H	
		I	-39,049.25
		J	6
		K	12
		L= D+A/2+ E × F/K-G × H/K ± I × J/K	587,520,496.52
		M=A/L	3.26%
		N=C/L	-11.96%

3.

(1)

